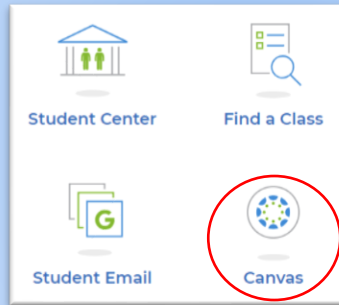




## FINDING CANVAS

- Canvas is the learning management system used for online classes at CGCC.
- Log in with your MEID username and password.
- Canvas works best with Firefox or Chrome.
- Do not use IE or Edge.

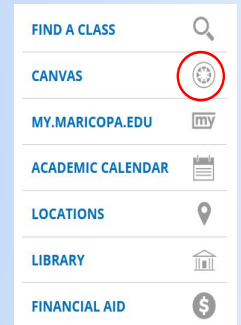
[my.maricopa.edu](http://my.maricopa.edu)



[www.learn.maricopa.edu](http://www.learn.maricopa.edu)



[cgc.edu](http://cgc.edu)



## MOBILE APP – for Android and iOS

- Look for “Canvas Student”.
- When it asks you for your school, search for “Maricopa”, not Chandler-Gilbert.
- Use the app for reading, checking due dates, grades, etc. Do not try to do your homework within the app.



## EMAIL

The Canvas inbox is different than your student email, but you can forward your Canvas email to other email accounts. Find out from your instructor their preferred contact method.



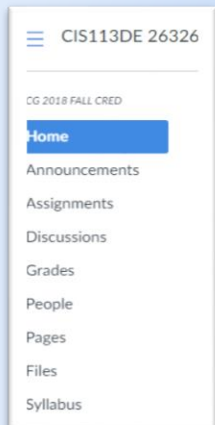
Canvas Email



Student Email

## NAVIGATING CANVAS

- Teachers put assignments, syllabi, resources, etc., in different places within Canvas. Plan on digging through your canvas navigation bar to see what’s where.
- Some teachers use 3<sup>rd</sup> party tools like McGraw Hill or SimNet to enhance Canvas. These may appear in your Navigation bar, some may not. It will be different from class to class.
- If your document won’t upload, it may be because of size or because of the type of document you’re trying to upload. Check to see if your teacher has specified a certain file type.
- If you can’t see all your classes – look in the navigation bar under Courses > All Courses > Current and Past Enrollments.



For more detailed help with Canvas, check out the Canvas Student Guide at <https://community.canvaslms.com/docs/DOC-10701-canvas-student-guide-table-of-contents>

or visit the friendly staff at the

# CGCC COMPUTER LAB

[www.cgc.edu/computerlab](http://www.cgc.edu/computerlab)

Pecos Lab: BRD123 – 480.732.7221

Williams Lab: BRID116 – 480.988.8279